



14th ANCEE STATUTORY STEERING COMMITTEE MEETING

ABIDJAN, NOVEMBER 30th 2023



AGENDA

Abidjan, November 30th , 2023

TIME	ACTIVITIES	RESPONSIBLE(S)
8:45-9:00	Welcome and installation of guests	Members
9:00-10:10	Welcome remarks from APUA Director General (5 mns)	APUA DG
	Remarks from the AFDB representative (5 mns)	AFDB
	Remarks from AFD representative (5 mns)	AFD
	Presentation of the participants (5 mins)	Members
	Reading and adoption of the draft agenda (5 mins)	ANCEE CU
	- Summary presentation of ANCEE annual activity report for the 2022	
- Presentation of the financial statements and audit report for the 2022		
- Auditor Opinion		
- Debate on the documents presented; steerco guidelines		

10:10-10:30	Coffee- break	
10:30-11:30	-Presentation of ANCEE activity report as of 31/10/2023 - Presentation of the financial monitoring statement as of 31/10/2023	ANCEE CU APUA CFO
11:30-12:00	Debate on the documents presented; Steerco guidelines	Members
12:00-1:00	- Update on the delivery of equipment to the CoE - Update on the progress of ongoing feasibility studies - Update on activities scheduled during the 4 th quarter of 2023	ANCEE CU
1:00 p.m.-1:30 p.m.	▪ Debate and Steerco guidelines	Members
1:30 p.m.-3:00 p.m.	Lunch	Members
3:00-4:00	- Update on the implementation of the post-training evaluation process within ANCEE	ANCEE CU
4:00-5:00	- Delivery of nameplates to CoE representatives	CU and Members
5:00	End of the 1st day of ANCEE steerco	

CONTENTS



I
**ANCEE
HIGHLIGHTS 2022**

II
**ANCEE ACTIVITY REPORT
AS OF 31 OCTOBRE 2023**



I. ANCEE HIGHLIGHTS AND ACHIEVEMENTS 2022



I. ANCEE HIGHLIGHTS 2022

1/6



Extension of grants: AfDB and the AFD have given their agreement to the extension of the grants until December 31, 2023. The agreements were notified respectively on December 15, 2022 for AfDB and January 3, 2023 for AFD.

Donor supervision mission: Organization in Tunis of a joint donor supervision mission from November 29 to December 1, 2022 to review ANCEE activities, the achievement of objectives and the impact of the project.

Governance (SteerCo) : Holding of two statutory Steerco on July in Dakar and November in Tunis respectively. The two meetings were used to validate the financial statements for the 2021 financial year, the activity report for the year 2022 and the forecast budget for 2023.

During the steerco, activities recorded during the year were presented, which showed a marked increase compared to the two previous years, the 2023 budgets was updated, the post-training approach was introduced and presented.



Contractual aspects: Implementation of three amendments to equipment contracts whose deadlines have expired (De Lorenzo (1 and 2) and Elexpert), two amendments for feasibility studies (CEGEP and IPC), an amendment to the agreement (Sonelgaz services) and an amendment currently being validated for communication tools.

Acquisition of equipment: Reception of equipment and completion of training for four (4) CoEs: VRA, KENGEN, NAPTIN and CME, pending delivery for 3 CdEs: EEHC, KGRTC and CSTE, while the equipment contract for STEG is being signed.

Studies (feasibility): Completion of the CEGEP study for the reopening of ESIE, signing of contracts for feasibility studies and implementation for two (2) CoEs: STEG (with IPC) and NIGELEC (with ACC) , one study being selected for EDM SA (Mali);



Training agreement : the processing of training requests resulted in the in the establishment of 25 signed contracts for the benefit of 1,328 people to be trained

Physical training indicators: as of December 31, 2022 show a cumulative number of people trained of 7,359 people (with 1,070 people in 2022), including 4,494 face-to-face (61%), 2,338 in situ (31,8%) and 527 in e-learning (7,2%).

PUs contribution : Of all the people trained,

- 21% benefited from full support,
- 34% benefited from scholarships and
- 45% from partially subsidized training. Which denotes the growing interest of PUs to contribute financially to the execution of training

ANCEE activities saw the participation of 1,147 women. Technical topics predominate with 69%, while 16% relate to Renewable Energies and 12% relate to cross-functional functions.



CU activities : identification mission in Angola, participation in the APUA Congress (Copil and Exhibition), Evaluation mission to REG (Rwanda), joint mission respectively to EEC (Eswatini) and BPC (Botswana), mission to SEEG (Gabon) and organization of a workshop on post-training evaluation in Abuja (Nigeria) on october, 2022.

Partnership: a webinar extended to utilities and regulators was held at the beginning of the year with the contribution of APUA and TSG. The webinar focused on assessing the capacity building needs of regulators as part of the implementation of priority actions for the advent of the single African electricity market.

Preparation of ANCEE 2.0: several virtual meetings were held with Donors for the finalization of the study which should serve as a basis for starting the validation process within the internal bodies of the donors.



Financial indicators: the level of achievements (disbursements) as of December 31, 2022 shows an amount of €10,056,033, i.e. a rate of 78.92% of the total amount of the project. The cumulative achievements show respectively 77.08% on AfDB funds and 84.91% on AFD funds.

Annual progression rate: the annual rate of progression of disbursements between December 31, 2021 and December 31, 2022 is 14.85%, a clear increase compared to the rate of change recorded between 2020 and 2021 and which was 11.10 %.

Commitments : The amount of commitments as of December 31, 2022 amounts to 11,732,346 euros representing a commitment rate of 92.1% of the project amount.



The year 2022 highlighted:

- The renewed interest in the ANCEE initiative by the PUs which is reflected in the ever-increasing number of requests received by the CU and increasingly edifying testimonies on the added value of this training on staff performance,
- The qualitative aspect which is starting to take over in the choice of themes, content and relevance of training actions
- The ever-increasing need to overcome the major challenges of PUs faced with network operation and maintenance issues.

The objective of this report is also to demonstrate the interest in moving towards an additional year to enable the actions identified under the 2023 plan to be carried out and broken down into a consolidated annual budgeted work plan (PTBA) for an amount of 2,817,560 euros. This should constitute a ready-made transition to the ANCEE 2.0 currently in preparation.

RESEAU AFRICAIN DES CENTRES D'EXCELLENCE EN ELECTRICITE
AFRICAN NETWORK OF CENTERS OF EXCELLENCE IN ELECTRICITY



II. ANCEE ACTIVITY REPORT AS OF 31 OCTOBRE 2023

14th session of ANCEE Steering Committee





II.1. ANCEE HIGHLIGHTS AS OF 31 OCTOBRE 2023

14th session of ANCEE Steering Committee



II. 1. ANCEE HIGHLIGHTS 2023 1/4



The year 2023 remains marked by an influx of training requests from Power utilities as it records a notable acceleration in the conception of the ToR and the total launch of all consultations included in the 2023 action plan, particularly those including the review at posteriori was confirmed by the AfDB.

Extension of grants: signature dated 23 January 2023 of amendment no. 4 to the AFD grant agreement extending the grant to 31 December 2023.

Donor supervision mission: receipt on April 4, 2023 of the aide-mémoire relating to the joint donor supervision mission from November 29 to December 1, 2022. The recommendations of the mission were taken up in the form action plan for the year 2023.

Governance: Following the one-year extension of AFD and AfDB grants, an official request for the reallocation of resources was submitted to the AfDB in April 2023 to take into account the successive adjustments made to the project and to allow thus optimizing the use of balances by expense category.

Moreover, eight (8) amendments to the memorandums of understanding out of 9 were signed by the centers of excellence relating essentially to the centers' renewed commitments under ANCEE.



II. 1. ANCEE HIGHLIGHTS 2023 2/4

Equipment: Equipment has been delivered to 8 CoEs, some of which has been installed and put into service, the equipment for two CoEs must still be received after finalizing the training for users.

Studies (feasibility): The last contract for the feasibility study for EDM Mali, was signed on June 23, the completion is scheduled for early December 23.

Training: Processing during the period of eighteen (18) training requests from eighteen (18) utilities which made it possible to identify 83 training topics for the benefit of 1,275 people to be trained. As of October 31, 2023, 21 contracts have been already signed . Taking into account the remaining deadlines, the training offers which have been subject to validation by the PUs after October 2023 will see the implementation of contracts under ANCEE 2.0 during the first quarter of 2024.

Physical training indicators: the indicators as of October 31, 2023 show a cumulative number of 8,789 people trained including 1,430 people trained or undergoing training in 2023, i.e. 360 more people trained than in 2022. As for the volume, the training actions carried out in 2023 made it possible to generate 9,319 m/d and an accumulation of 55,014 m/d, corresponding to the forecast announced in our previous activity reports.

Communication: the release of 3 ANCEE newsletters in June, August and November 2023, retracing the activities of the network, the link and digital version of which were shared with all stakeholders. As the information and activities of the ANCEE were constantly updated on its website.



II. 1. ANCEE HIGHLIGHTS 2023 3/4

Financial indicators : the level of achievements (disbursements) as of October 31, 2023 displays a consolidated amount of € **11,294,773** , i.e. a rate of **88.64%** whereas it was **78.92%** as of December 31, 2022, i.e. an annual progress of **12.31%** on the total amount of the project. The cumulative achievements record respectively **86.29%** on AFDB funds and **96.26%** on AFD funds. These rates were mainly boosted by training achievements as well as the payment of equipment invoices.

Commitments : Commitments as of October 31, 2023 takes into account all contracts signed or in the signature phase for all categories of expenditure, it is 9,590,789 euros for the AFDB, **2,997,864** euros for the AFD and **12,588,653** euros consolidated, representing a commitment rate of **98.8%**. Disbursements during the last quarter of 2023 will intensify and the rate will be between 90% and 95%. The first quarter of 2024 will also be used to honor the final payments on the project.

2023 action plan: the following activities remain to be concluded over the remaining two months:

- **Archiving**: launched on June 29, 2023, completion is planned before November 30, 23
- **Project completion study**: launched on July 4, 2023, it was completed on August 23
- **Fiscal year 2022 audit**: launched on July 10, final report was received on September 1 · 23
- **Feasibility study for EDM Mali**: launched on July 23, completion is planned for early December 2023.



II. 1. ANCEE HIGHLIGHTS 2023 4/4

- **Redesign of the supply/demand application**: the study started on July 24, its completion is scheduled for November 23.
- **The conformity study of the CoE** for which the contract was signed on October 23, its completion is planned before the end of the current year.
- **The website maintenance** contract: signed in September, it covers the period to December 31, 23.
- **Closing assessment** (financial year 2023): the selection being in progress, the contract should be signed before the end of year 23, as for its execution, it will be done exceptionally during the 1st quarter of 24.
- **Training** : 21 contracts are implemented during the year 2023 with end of execution on December 31, 23. Requests processed during this last quarter of the year will be implemented from 2024 under the ANCEE 2.0.
- **Equipment** : the equipment suppliers and the CoEs concerned are contacted to accelerate reception and commissioning.

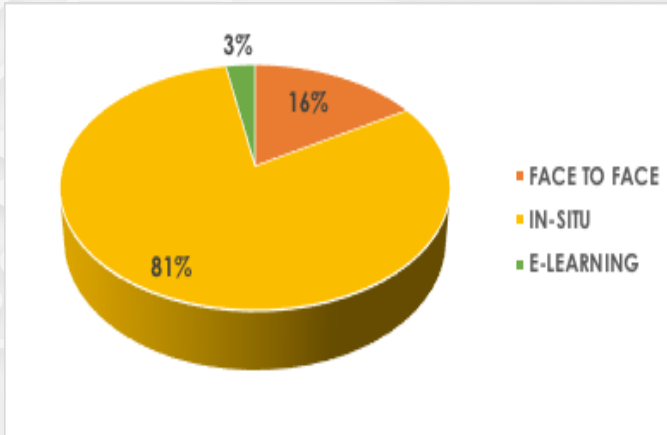


II.2. ANCEE ACHIEVEMENTS (Training achievements)



II.2. TRAINING ACHIEVEMENTS 1/9

Breakdown of people trained from January 1 to October 31, 2023



Training from January 1 to October 31, 2023	
Face-to-face	236
In-situ	1 153
E-learning	41
TOTAL	1 430

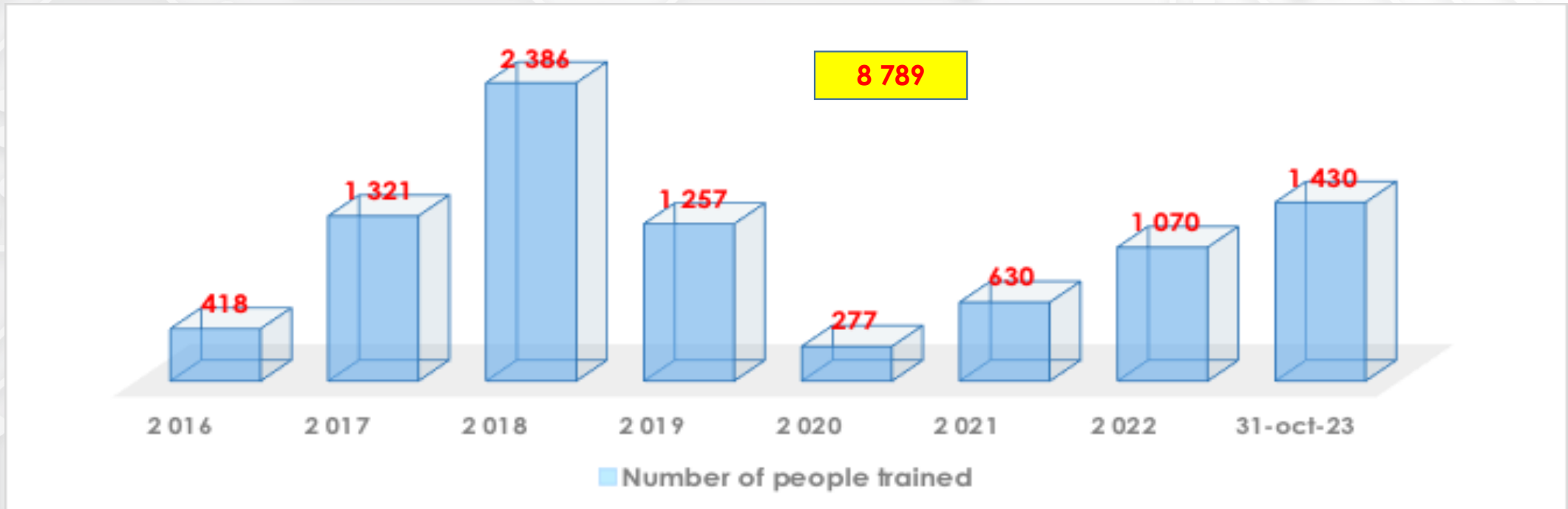
1 430 people trained in 83 training topics. In-situ training represents 81%, followed by face to face training with 16%.

As of October 31, 2023, ANCEE has enabled 8,789 people to benefit from training spread over five (05) regional areas in (41) countries through (81) PUs and other agencies according to the following types of training:

- Face-to-face training : 4,730 people or 54%
- In-situ training : 3,491 people or 40%
- Online training : 568 people or 6%

II.2. TRAINING ACHIEVEMENTS 2/9

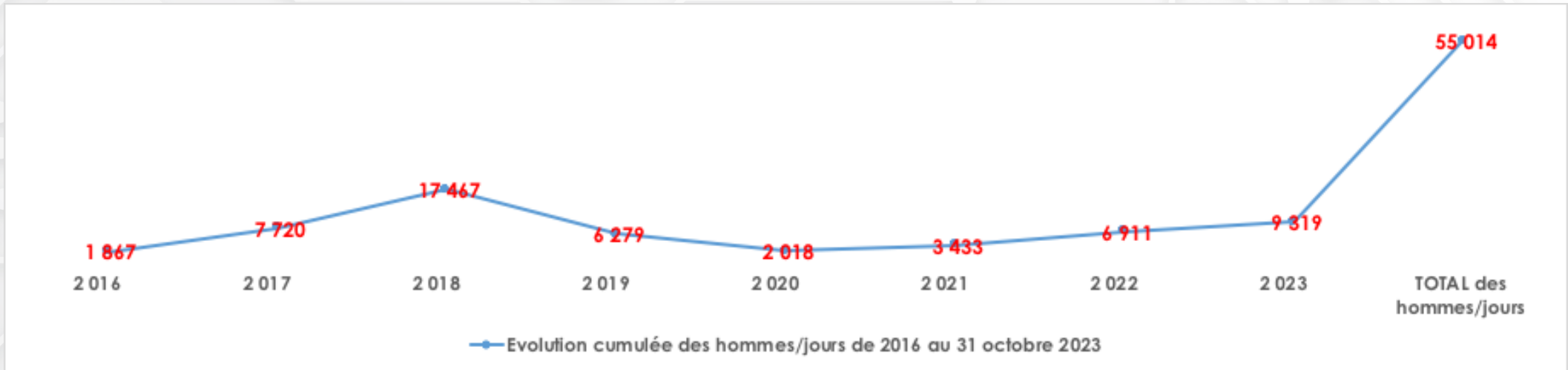
1. Evolution of the number of people trained over the project period from 2016 to October 31, 2023



The staff trained or currently being trained for the year 2023 is 1,430, representing 16% of the people trained over the entire project period. This performance, the second after that of 2018 with 27%, is part of the continuity of power utilities in committing to strengthening the capacities of their staff.

II.2. TRAINING ACHIEVEMENTS 3/9

2.Cumulative change in men/days from 2016 to October 31, 2023

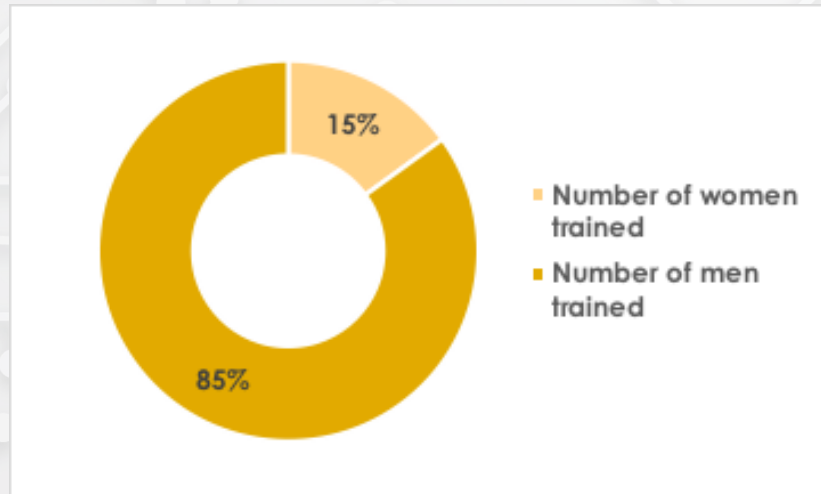


Year	2016	2017	2018	2019	2020	2021	2022	2023	TOTAL
men/days	1 867	7 720	17 467	6 279	2 018	3 433	6 911	9 319	55 014

the cumulative men/day as of October 31 are 55,014, which corresponds to the initial objective of the project after deducting the long-term training (specialized professional training) initially planned and which was to represent a volume of 38,000 men/day .

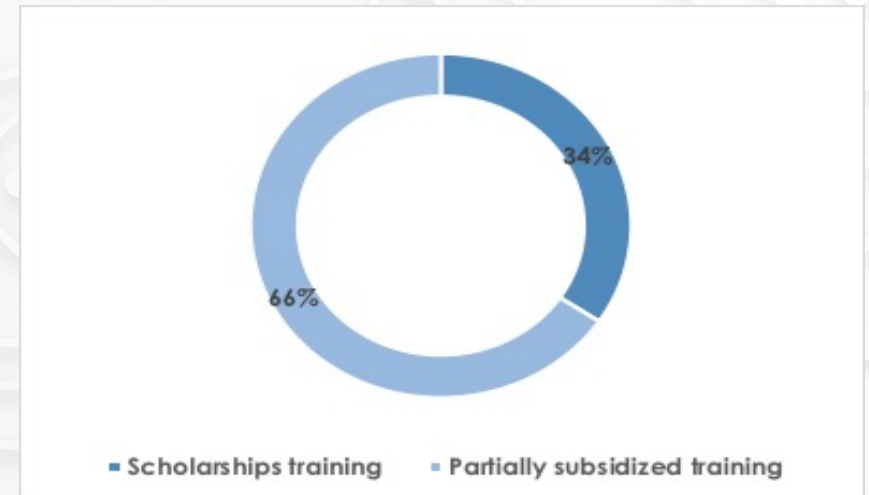
II.2. TRAINING ACHIEVEMENTS 4/9

3. Gender distribution in ANCEE training actions from 2016-2023



The proportion of women trained in the electrical sector over the period of ANCEE project (2016-2023) is 15%, this rate remains significant when we know the low representation of women in the sector.

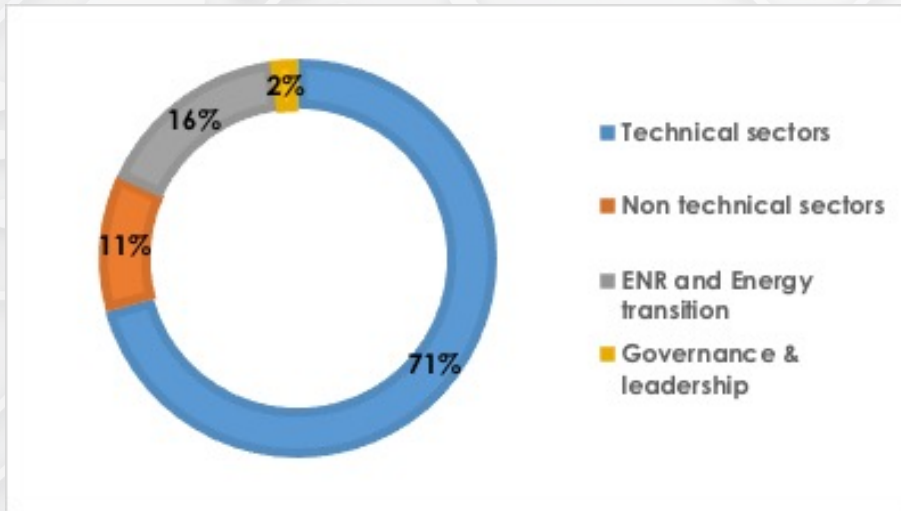
4. Distribution of scholarship training and partially subsidized training over the project period (2016-2023)



Partially subsidized training are increasing over scholarships training with 66% representation compared to 34%, which bodes well for ANCEE 2. especially since the reflex of paying contribution is adopted by large part of power utilities .

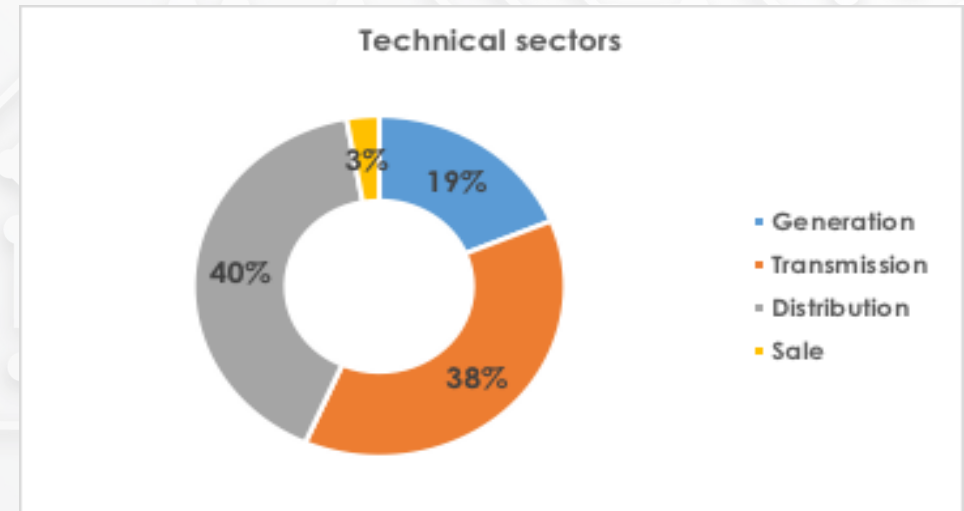
II.2. TRAINING ACHIEVEMENTS 5/9

5. Cumulative distribution of ANCEE training courses over the project period (2016-2023)



Technical sectors which ensure the performance of PUs activities remain in high demand with 71% completion, following renewable energies and Energy transition with 16%, which is also interesting for PUs in full transition. Cross-functional functions represent 11% while governance and leadership represent 2%.

6. Cumulative distribution of ANCEE technical training courses over the project period (2016-2023)



In terms of technical sectors, themes in distribution are the most requested with 40%, followed by transmission and generation of electricity with 38% and 19% respectively. This is explained by the high concentration of PUs personnel in Distribution.

II.2. TRAINING ACHIEVEMENTS 6/9



7. Distribution in % of people trained by regional zone over the project period (2016-2023)

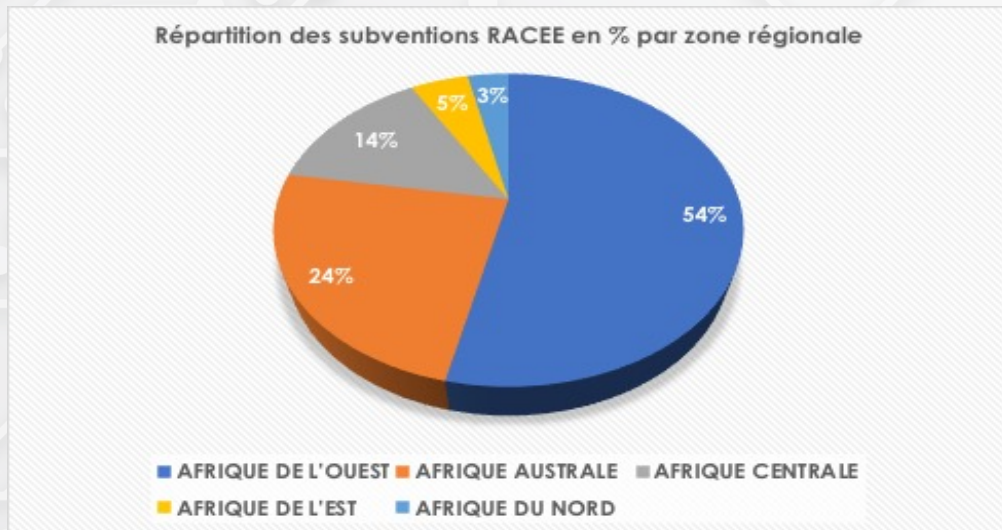
The distribution of people trained on the African continent is as follows:

- 50% of people trained in West Africa
- 24% of people trained in Southern Africa
- 15% of people trained in Central Africa
- 4% of people trained in East Africa
- 3% of people trained in North Africa



II.2. TRAINING ACHIEVEMENTS 7/9

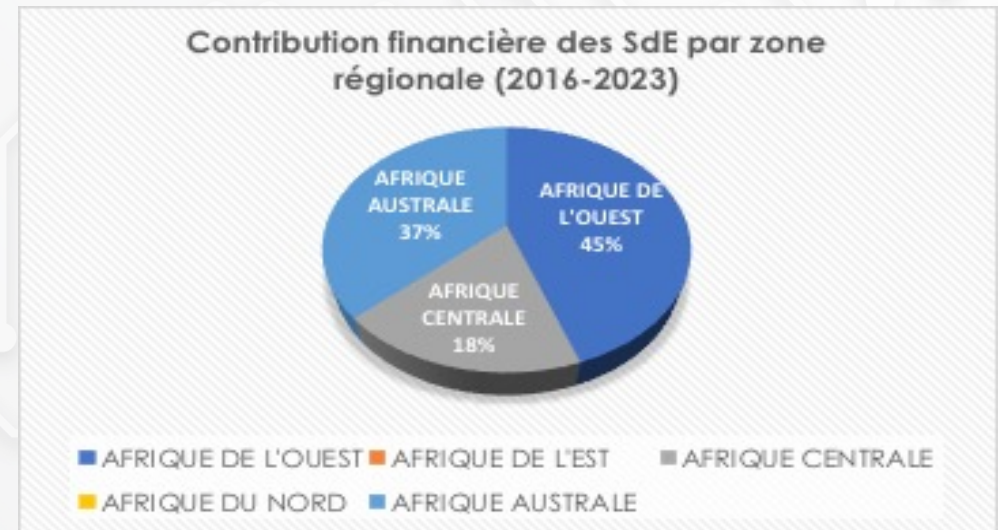
8. Distribution of ANCEE grant in % by regional zone over the project period (2016-2023)



The distribution of ANCEE subsidies is as follows:

- 54% of grants went to West Africa
- 24% of grants went to Southern Africa
- 14% of grants went to Central Africa
- 5% of grants went to East Africa
- 3% of grants went to North Africa

9. Distribution of the financial contribution of the Pus in % over the project period (2016-2023) by regional area



from 2016-2023, 3 regional zones contributed financially to building the capacity of their staff, these are:

- West Africa with 45% financial contribution
- Southern Africa with 37% financial contribution
- Central Africa with 18% financial contribution

II.2. TRAINING ACHIEVEMENTS 8/9



Main indicators according to the financing agreement (AFD/AfDB)

N°	INDICATORS	2018 TARGET VALUE	VALUE ACHIEVED AS OF OCTOBER 31, 2023	(%)
1	Total number of people having benefited from professional training by the network (all types of training)	9 350 (ANCEE)	8 789	94%
2	Total number of certificates awarded to technical and managerial staff, including by (face to face, in-situ, e-learning)	7 750 (ANCEE)	7 762	100%
3	Certificates for female technical and managerial staff	3 120 (ANCEE)	1 320	17%
4	% grants awarded in the field of renewable energy, energy saving or climate protection	1 550 (20%)	1 250	16%

II.2. ANCEE COMMUNICATION POINT (9/9)



The CSTE and STEG nameplates have been installed



CSTE NAMEPLATE



STEG NAMEPLATE



II.3. ANCEE ACHIEVEMENTS (Equipments and Feasability studies achievement)



II.3. GOODS AND SERVICES ACHIEVEMENTS 1/6



Goods Acquisition of goods with financing from the AFDB

No.	Equipment by center of excellence	Physical progress in %	Amount in euros.	Disbursement rate as of October 31, 2023
1	A real-time simulator for the CME in Ivory Coast	100%	99 168	100%
2	A real-time simulator for NAPTIN in Nigeria	100%	99 168	100%
3	A smart grid laboratory for STEG in Tunisia	100%	149 987,9	20%
4	A smart Grid platform and a weather station for the CSTE in Morocco	100%	373 431,35	0%
5	A smart grid laboratory and a SCADA laboratory for EEHC in Egypt	80%	199 669,66	90%
6	A language laboratory and didactic system for renewable energies (electricity production, transmission and distribution) for the KGRTC of Zambia	80%	249 568,16	90%
7	10 nameplates	100	2,368	100%
TOTAL			1,170,993.07	

1-The supply and installation of KGRTC equipment experienced a significant delay due to the long customs clearance time. In fact, the equipment arrived at the port of Lusaka at the beginning of April 2023 and was cleared through customs in October 2023.

2- The EEHC equipment experienced a delay following difficulties in adapting the electrical system.

II.3. GOODS AND SERVICES ACHIEVEMENTS 2/6



Goods Acquisition of goods with financing from AFD

No	Equipment by center of excellence	Physical progress in %	Amount in €.	Disbursement rate
1	A pneumatic and hydraulic laboratory for the Volta River Academy in GHANA	100%	274 472	100%
2	An inductively coupled plasma mass spectroscopy for the Geothermal Training Center in KENYA	100%	170,760	100%
TOTAL			445 232	

The teaching equipment acquired with AFD funding is delivered, installed and in operation.

The total amount reserved to goods acquisition is 1 616 225 euros representing 12,7% of total project budget.

II.3. GOODS AND SERVICES ACHIEVEMENTS 3/6



SERVICES

In terms of services, activities in the second half of 2023 saw the completion of the following major activities:

- The feasibility study for the relocation of the BOUKARY KANE Electricity Trades center from NIGELEC
- Physical and electronic archiving of ANCEE documents
- The final evaluation of the project
- Maintenance of the ANCEE website
- The redesign of the supply/demand application, currently under development
- Launch of the EDM Mali feasibility study.

However, the activities below must be carried out during the months of November and December 2023.

II.3. GOODS AND SERVICES ACHIEVEMENTS 4/6



PROGRESS OF CURRENT ACTIVITIES AND TIMELINE FOR THE FINALIZATION OF ACTIVITIES

Market situation and current contracts as of mid-November 2023 (AfDB financing)

Title of the contract	Contract holder	Status	Completion time
Acquisition of goods			
Lot 1: A renewable energy teaching system and a language laboratory Beneficiary: KGRTC	DELORENZO	<ul style="list-style-type: none"> - The language laboratory is delivered and installed - The teaching system is delivered and being installed - Payment of 90% of the contract or 224,611.3 euros paid 	- December 31, 2023
grid laboratory and a SCADA laboratory Beneficiary: EEHC	DELORENZO	<ul style="list-style-type: none"> - The Laboratory being installed - Partial payment of 179,702.69 Euro in progress. 	<ul style="list-style-type: none"> - User training: December 2023 - Final acceptance: December 2023
INTELLECTUAL SERVICES			
Pre-feasibility, feasibility, environmental, social and architectural impact studies of the construction works of the "Electricity Campus" in Mali	CEGEP of Trois-Rivières	<ul style="list-style-type: none"> - Signature of the contract on June 23, 2023. - Service order for start-up on July 3, 23 - Transmission of the start-up report on - Submission of phase 1 reports on October 13, 2023. 	- Initially planned for 4 months, the execution time was extended to 05 months.

II.3. GOODS AND SERVICES ACHIEVEMENTS 5/6



<p>Selection of an individual consultant to support the CU for the physical and electronic archiving of ANCEE documents</p>	<p>Ms. BEDI Isabelle</p>	<ul style="list-style-type: none"> - Request for NO on the terms of reference of the mission sent on August 12, 2022 - AfDB agreement for an a posteriori review on February 22, 2023 - Contract signed on July 23, 2023 for a period of 60 working days. - Amendment for the extension of the deadline for execution of the mission by one month. 	<p>Finalization of work: November 30, 2023</p>
<p>Conformity assessment of Centers of Excellence</p>	<p>Mr. YANN LE GUELLAFF</p>	<ul style="list-style-type: none"> - NO request on terms of reference submitted on April 13, 2023. - AFDB agreement on July 10 for an a posteriori review. - Contract signed on October 31, 2023 	<p><u>Estimated implementation time</u> : Implementation of the mission: 2 months</p>
<p>Updating the supply/demand application</p>	<p>Mr. GNANGUI Jean-Prisca</p>	<ul style="list-style-type: none"> - NO request on terms of reference submitted on April 12, 2023. - AFDB agreement on July 10 for an a posteriori review. - Negotiation and signature of contract on July 24, 2023 for a period of 2.5 months. 	<p><u>Estimated implementation time</u> : - Implementation of the mission: 2.5 months</p>

II.3. GOODS AND SERVICES ACHIEVEMENTS 6/6



ON AFD FINANCING

Market situation and current contracts as of mid-November 2023 (AFD)

Title of the contract	Contract holder	Status	Completion time
Intellectual services			
Accounting and financial audit of the ANCEE accounts for the 2020, 2021 and 2022 financial years	COFIMA	Awaiting validation of audit reports for fiscal years 2020, 2021 and 2022 by the AfDB and AFD.	12/30/2023
Final audit of ANCEE project	N / A	<ul style="list-style-type: none"> - NO on AMI obtained on: June 2, 2023 - Publication of the AMI on June 5, 2023 - Request for NO on the shortlist and the DDP on August 11, 2023. - Return of the ADB on TDRs : October 2, 2023 - AFD NO on tdrs on: October 23, 2023 - Relaunch of the DDP on November 7, 2023 	<p><u>Estimated implementation time</u> : 17 hrs/day</p> <p>Mission to be carried out at the beginning of 2024 as soon as the accounts are closed</p>



II.4. ANCEE ACHIEVEMENTS (Financial achievement)



II.4. FINANCIAL ACHIEVEMENTS 1/3



A. FINANCIAL MONITORING AS OF OCTOBER 31, 2023 (AfDB)

Table 1. shows the budget execution rate, AfDB financing for the period from February 2016 to October 31, 2023

Code	Components	Total budget	FORECASTS (4 fundraising calls)	Achievements	Variance Total budget/achievements	Completion rate/overall budget
C.1	Creation of the network and its management and governance bodies	943 207	287 214	898 283	44,924	95'24%
C.2	Network operation	1,070,488	537,974	1,012,643	57,845	94'60%
C.3	Training for professions in the electricity sector	5,022,537	5,022,557	4,660,376	362 161	92'79%
C.4	Promotion of new centers of excellence	1,675,165	534 513	981 113	694,052	58'57%
C.5	Key factors of success	838,921	719,927	725,069	113,852	86'43%
	HAZARDS	191,724	300,000	129,346	62,378	67'46%
	TOTAL	9,742,042	7,402,185	8,406,830	1,335,212	86'29%
	FUNCTIONING	7,265,871	6,602,677	6,854,223	411,648	94'33%
	SERVICES	1,110,454	499 508	788,244	322 210	70'98%
	GOODS	1,173,993	0	635,017	538,976	54'09%
	HAZARDS	191,724	300,000	129,346	62,378	67'46%

II.4. FINANCIAL ACHIEVEMENTS 2/3



B.FINANCIAL MONITORING AS OF OCTOBER 31, 2023 (AFD)

Table 2. shows the budget execution rate, AFD financing for the period from February 2016 to October 31, 2023

Code	Components	Total budget	Forecasts (5 fundraising calls)	Achievements	Variance Total budget/achievements	Completion rate/overall budget
C.1	Creation of the network and its management and governance bodies	402 515	424 182	402 515	0	100'00%
C.2	Network operation	422,864	386 403	413 356	9,508	97'75%
C.3	Training for professions in the electricity sector	953 096	955 818	877,072	76,024	92'02%
C.4	Promotion of new centers of excellence	776,962	737,513	776 826	136	99'98%
C.5	Key factors of success	409,746	400 479	383 357	26,389	93'56%
	HAZARDS	34,817	95 104	34,817	0	100'00%
	TOTAL	3,000,000	2,999,499	2,887,943	112,057	96'26%
	FUNCTIONING	1,718,783	1,721,664	1,631,080	87,703	94'90%
	SERVICES	801 168	720 287	776 814	24,354	96'96%
	GOODS	445 232	462 444	445 232	0	100'00%
	HAZARDS	34,817	95 104	34,817	0	100'00%

II.4. FINANCIAL ACHIEVEMENTS 3/3



C. FINANCIAL MONITORING REPORT AS OF OCTOBER 30, 2023 (AFDB/AFD)

Table 3 shows the budget execution rate, AFDB & AFD financing for the period from February 2016 to October 31, 2023

Code	Components	Total budget	FORECASTS (9 fundraising calls)	Achievements	Variance Total budget/achievements	Completion rate/overall budget
C.1	Creation of the network and its management and governance bodies	1,345,722	711,396	1,300,798	44,924	96'66%
C.2	Network operation	1,493,352	924 377	1,425,999	67,353	95'49%
C.3	Training for professions in the electricity sector	5,975,633	5,978,375	5,537,448	438 185	92'67%
C.4	Promotion of new centers of excellence	2,452,127	1,272,026	1,757,939	694 188	71'69%
C.5	Key factors of success	1,248,667	1,120,406	1,108,426	140 241	88'77%
	Hazards	226,541	395 104	164 163	62,378	72'47%
	GENERAL TOTAL	12,742,042	10,401,684	11,294,773	1,447,269	88'64%
	FUNCTIONING	8,984,654	8,324,341	8,485,303	499 351	94'44%
	SERVICES	1,911,622	1,219,795	1,565,058	346,564	81'87%
	GOODS	1,619,225	462 444	1,080,249	538,976	66'71%
	HAZARDS	226,541	395 104	164 163	62,378	72'47%



II.4. ANCEE ACHIEVEMENTS (Conclusion)



CONCLUSION 1/2



Globaly, the period examined shows continuity in the recovery effort observed since 2022.

- ❑ These results displayed as of October 31, 2023 with disbursement rate of **88,64%** as well as the progress rate of the activities launched and in progress lead us to believe that the project will be fully executed by December 31, 2023 in all its components with a previsual disbursement rate of **98.8%** at the end of the project.
- ❑ These results also confirm the accuracy of the decisions taken by the donors accepting the extension of the project until December 31, 2023
- ❑ Also, effort are made to achieve as many training actions as possible and being maintained to accelerate the commissioning of all the equipment installed in the eight beneficiary centers of excellence.
- ❑ Two months from the completion of the project, we can consider that most of the objectives set for the project have been achieved. The level of disbursements achieved also indicates better control in the management of contracts and in anticipation of their implementation.

CONCLUSION 2/2



❑ **Thanks** : All the credit for this success goes to all the actors who contributed directly or indirectly to its realization:

- APUA as project initiator
- CoEs, members forming the ANCEE network,
- Power Utilities the main beneficiaries of the project,
- Donors with their responsiveness
- without forgetting the Coordination Unite team as network facilitators and its financial support who spared no effort for the proper conduct of activities.

❑ **Perspective** :

- ❑ The advent of a phase II of the project remains the best proof of its usefulness and relevance for the African continent,
- ❑ it also means that much remains to be done in terms of training but also in terms of advice and assistance.
- ❑ The reinforced team that will be put in place for conducting of the ANCEE 2.0 project should take up this crucial challenge for better efficiency and profitability of African Power Utilities.



**THANK YOU
FOR YOUR
ATTENTION**



LE LABEL DE FORMATION EN ELECTRICITÉ
THE STANDARD OF TRAINING IN ELECTRICITY





LE LABEL DE FORMATION EN ÉLECTRICITÉ

THE STANDARD FOR TRAINING IN ELECTRICITY